

INITIATIVES USER-GUIDE



Please enter your network username and password.

Username:

Password:

Please enter your network username and password to access your account.

USERNAME:

PASSWORD:

Determining your network username & password:

1. Type the following address into your internet browser: <https://vip.sc.edu/>
2. Login and click the Technology link located on the left side.
3. Click the **SHOW ME** Network Username (Blackboard, University E-Mail, Dept. Networks), Password Reset button.
4. Your username is displayed in all bold caps.
5. Below the username, there is a place to enter your new password. For verification purposes, you must enter the same NEW password again.
6. Give the system 5 minutes to update and try to login again.

NOTE: *Helpful tips are provided in the tan box to assist you.*



Check the box under the Manage header when ready to submit all initiatives.

After you have successfully logged in, the responsibility information is displayed. To begin creating initiatives, click the [Create/View Initiatives](#) link.



Resp	Department	Initiatives	Manage	Reviewed
14	University Technology Services	Create / View Initiatives	<input type="checkbox"/>	<input type="checkbox"/>

Click the [Create New Initiative](#) button. A series of required questions will be provided in the following tabs: **Justify, Resources, Full-time, Part-time, Operating, One-time, Status**

The first tab is the **Justify** tab. It contains the requested information section, summary section, and the request justification section.

Provide requested information	
Unit's Initiative Priority Number:	<input type="text"/>
Initiative Title:	<input type="text"/>
Department Name:	<input type="text"/>
Fiscal Year:	<input type="text" value="FY2008-09"/>

UNIT'S INITIATIVE PRIORITY NUMBER: Enter the priority number that this initiative represents for your unit with the number one (1) representing the highest priority ranking.

INITIATIVE TITLE: Enter the title of this initiative.

DEPARTMENT NAME: Enter the title(s) of the individual department(s) or major organizational unit for which this initiative provides resources.

FISCAL YEAR: The fiscal year is defaulted to the upcoming fiscal year. Confirm the fiscal year in which the initiative is to be implemented. An explanation should be provided if implementation is beyond the upcoming fiscal year.

The **Summary** section is read-only. All shaded fields are read-only and can not be edited.

Summary		
The FTE and \$ information which follows is created by a calculation which carries these totals forward from subsequent pages.	FTE	\$
Resources		\$0.00
Full-time Personnel	0.00	\$0.00
Part-time Personnel		\$0.00
Recurring Operating Expenditures		\$0.00
One-time Equipment or Start-up Costs		\$0.00
Total Request	0.00	\$0.00
Net Funding Needed		\$0.00

The **Justification** section should clearly address why the initiative must be supported through the use of new funding and how the initiative will impact the unit's ability to maintain or accomplish the specific planning objectives.

Request Justification
<p>Provide a concise description/justification for this initiative request.</p> <div style="border: 1px solid gray; height: 80px; width: 100%;"></div>
<p>Why must this initiative be supported through the use of new funding?</p> <div style="border: 1px solid gray; height: 80px; width: 100%;"></div>
<p>Identify the Unit Goal(s) and Objective(s) supported by this initiative. Describe how this initiative enables the unit to achieve these objectives.</p> <div style="border: 1px solid gray; height: 80px; width: 100%;"></div>

Save **Save & Continue**

RESOURCE SECTION

Justify

Resources

Full-time

Part-time

Operating

One-time



This information is carried forward from the "justify" worksheet	
Unit's Initiative Priority Number:	9
Initiative Title:	Testing System
Department Name:	Testing Center
Fiscal Year:	FY2008-09



Resources				
Type	<input type="text" value=""/>			
Dept/Fund	Description	Object Code	\$	
<input type="text" value=""/>	<input type="text" value=""/>	<input type="text" value=""/>	<input type="text" value=""/>	Add New
Dept/Fund	Departmental Revenues: (4XXXX) - Description	Object Code	\$	Update
	Total Departmental Revenues		\$0.00	
Dept/Fund	Transfers: (8XXXX) - Description	Object Code	\$	Update
	Total Transfers		\$0.00	
	Total Resource Request		\$0.00	

If you already have existing resources for this initiative, please enter it in this section. Please select the type resource in the drop down box. Enter the department/fund where the resource resides. Enter the description, object code, and the amount that corresponds with the resource. Please do not use general object codes such as 50000, 53000, etc.

Click the **Add New** button.

Type	Revenues <input type="text" value=""/>			
Dept/Fund	Description	Object Code	\$	
10120A000	testing	40000	2000	Add New

If any information is entered incorrectly click the pencil  icon to edit the entry or delete by clicking the  trash can.

Dept/Fund	Departmental Revenues: (4XXXX) - Description	Object Code	\$	Update
10120A000	testing	40000	\$2,000.00	 
	Total Departmental Revenues		\$2,000.00	

FULL-TIME SECTION

If full-time positions are apart of the initiative request, please enter the required information in the following section.

Full-time Personnel					
Type	<input type="text" value=""/>				
Dept/Fund	Description	FTE	Object Code	\$	
<input type="text" value=""/>	<input type="text" value=""/>	<input type="text" value=""/>	<input type="text" value=""/>	<input type="text" value=""/>	Add New
Dept/Fund	Full-time Classified Positions	FTE	Object Code	\$	Update
	Total Classified Positions			\$0.00	
Dept/Fund	Full-time Unclassified Administrative Positions	FTE	Object Code	\$	Update
	Total Unclassified Administrative Positions			\$0.00	
Dept/Fund	Full-time Faculty, Deans, Acad Dept Head Positions	FTE	Object Code	\$	Update
	Total Faculty, Deans, Acad Dept Head Positions			\$0.00	
Dept/Fund	Full-time Librarians Positions	FTE	Object Code	\$	Update
	Total Librarians Positions			\$0.00	
	Total Full-time Salary Costs	0.00		\$0.00	

Select the type of position from the drop down list.

DEPT/FUND: Enter the corresponding department/fund number(s). If more than one dept/fund is being affected by this initiative, enter the dept/fund number followed by the applicable titles and codes. The department/fund numbers must be within the same responsibility code.

DESCRIPTION: Enter the position title in the appropriate classification section (Classified, Administrative, Faculty, Librarians).

FTE/ \$: Enter the appropriate number of new full-time positions for a particular title and the salary dollars required to support this initiative. If new or additional FTE slots will be required, please follow the process established by the Division of Human Resources.

Full-time Personnel					
Type	<input type="text" value="Classified Positions"/>				
Dept/Fund	Description	FTE	Object Code	\$	
10120A000	cool job	1	51200	60000	Add New

Scrolling to the bottom is the Fringe Benefit Calculation Section.

Fringe Benefit Calculation				
	Benefits	Rates	Object Code	Costs
	SC Retirement	12.48%	54600	\$0
	Social Security (Social Security Base of \$102,000)	6.20%	54600	\$0
	SC Retirement - Group Life	0.15%	54600	\$0
	Health/Dental Insurance based on coverage type <input type="button" value="Update"/>		54600	
	Unemployment Compensation	0.10%	54600	\$0
	Workers Compensation	1.00%	54600	\$0
	Optional Retirement - Teacher's Insurance Annuity	12.48%	54600	\$0
	Total Full-time Personnel Request			\$0.00

Enter the positions Health/Dental Insurance. Click the **Add New** button.

Health Insurance **Effective 1/1/2008– 6/30/2008**

<u>Coverage Type</u>	<u>All Health Plans</u>
Employee Only	\$264.48/ Month
Employee/Spouse	\$518.28/ Month
Employee/Child	\$372.72/ Month
Full Family	\$606.14/ Month
Weighted Average	\$410.88/ Month

Dental Insurance **Effective 1/1/2008– 6/30/2008**
per covered employee \$11.71 per month

The following link <http://sam.research.sc.edu/fringebenefits.html> will provide information related to the calculation of fringe benefit costs and health insurance costs based on the type of employee. The health insurance rate is based on the coverage type.

Follow the above guideline for each full-time position. Click the **Update** button to revise the entry to include Health/Dental Insurance for all positions added.

PART-TIME SECTION

Part-time Personnel						
Type	<input type="text" value=""/>					
Dept/Fund	Description	Hourly Rate	Hours	Object Code	\$	
<input type="text" value=""/>	<input type="text" value=""/>	<input type="text" value=""/>	<input type="text" value=""/>	<input type="text" value=""/>	<input type="text" value=""/>	Add New

Select the type of position from the drop down list. Provide the department/fund, description, hourly rate, hours, object code, and salary of the new part-time position.

DEPT/FUND: Enter the corresponding department/fund number(s). If more than one dept/fund is being affected by this initiative, enter the dept/fund number followed by the applicable titles and codes. The department/fund numbers must be within the same responsibility code.

DESCRIPTION: Enter the position title in the appropriate classification section, i.e., Teaching Faculty (See ACAF 1.06 for approved titles), Graduate Assistants (See ACAF 4.00 for titles), General Wages, Undergraduate Student Assistants, or Undergraduate Federal Work Study Students. See <http://hr.sc.edu/salaryadm/jobclass.html> for classified state titles.

HOURLY RATE: Enter an hourly rate for general and student positions requested in this initiative that is equal to the January 2008 rate for a particular title. Enter the requested academic year (August – May) compensation amount for graduate assistantships and teaching positions requested in this initiative.

HOURS: Enter the number of hours that the general, student and federal work study position is expected to work during the academic year. Enter the number 1 for graduate assistantships and teaching & research positions.

OBJECT CODE: Enter the object code that corresponds with the position title.

\$ TOTAL SALARY: Enter the total dollar amount required to support this initiative.

Enter the positions fringe at the bottom of the page. See <http://sam.research.sc.edu/fringebenefits.html> for current rates and calculation method based on employee type and appointment.

Fringe Benefit Calculation	
Consult http://sam.research.sc.edu/fringebenefits.html calculator and enter the appropriate information below.	
Update	<input type="text" value=""/>
	<input type="text" value=""/> \$0

Click the **Add New** button

Follow the above guideline for each part-time position. Click the **Update** button to revise the entry to include fringe for all positions added.

OPERATING SECTION

Justify

Resources

Full-time

Part-time

Operating

One-time

This information is carried forward from the "justify" worksheet	
Unit's Initiative Priority Number:	9
Initiative Title:	Testing System
Department Name:	Testing Center
Fiscal Year:	FY2008-09

Recurring Operating Expenditures				
Dept/Fund	Description	Object Code	\$	
<input type="text"/>	<input type="text"/>	<input type="text"/>	<input type="text"/>	Add New
Dept/Fund	Operating Expenditure Description	Object Code	\$	Update
	Total Operating Expenditure Request		\$0.00	

If operating costs will be associated with the new initiative, please enter all recurring operating expenses in this section.

DEPT/FUND: Enter the corresponding dept/fund number. If more than one dept/fund is being affected by this initiative, enter the dept/fund number followed by the applicable titles and object codes.

DESCRIPTION: Briefly describe the expenditure, i.e., contractual services for design, microscopes, etc.

OBJECT CODE: Enter object code related to the operating expenditure description.

\$ AMOUNT: Enter the dollar amount for a particular item related to this initiative.

ONE-TIME SECTION

Justify

Resources

Full-time

Part-time

Operating

One-time

This information is carried forward from the "justify" worksheet	
Unit's Initiative Priority Number:	9
Initiative Title:	Testing System
Department Name:	Testing Center
Fiscal Year:	FY2008-09

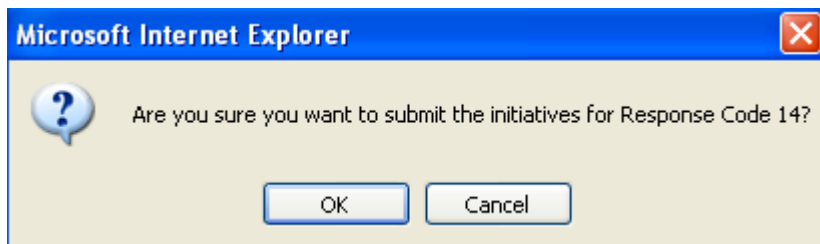
One-time Equipment or Start-up Costs				
Dept/Fund	Description	Object Code	\$	
<input type="text"/>	<input type="text"/>	<input type="text"/>	<input type="text"/>	Add New
Dept/Fund	Equipment or Start-up Cost Description	Object Code	\$	Update
	Total Equipment Request		\$0.00	

If start-up costs will be associated with the new initiative, please enter all items in this section.

1. **DEPT/FUND:** Enter the corresponding department/fund number(s). If more than one dept/fund is being affected by this initiative, enter the dept/fund number followed by the applicable titles and codes.
2. **DESCRIPTION:** Enter the description of the one-time cost anticipated.
3. **OBJECT CODE:** Enter the object code related to the description. (Equipment items include all object codes beginning with 56XXX).
4. **\$:** Enter the dollar amount for a particular item requested in this initiative.

Typically, large equipment purchases will include maintenance costs for one-year or more. However, if maintenance costs are significant or are not part of the purchase price, you may wish to note this in your narrative.


To submit your initiatives, click the checkbox under the Manage header on the Responsibility List page. You will receive a message to confirm your submission.



Once the initiatives are submitted successfully, your account is locked. Please send an e-mail to Derlene Lowder at lowderd@gwm.sc.edu. Once the Budget Office and Vice Presidents reviews the initiatives, a VP Initiative will be assigned. Check online to see if initiatives have been reviewed and the status of each initiative.









Log into the Initiative web system.

Responsibility Listing




 Check the box under the Manage header when ready to submit all initiatives.

Resp	Department	Initiatives	Manage	Reviewed
14	University Technology Services	Create / View Initiatives	<input type="checkbox"/>	<input checked="" type="checkbox"/> 2/8/2008 10:25:55 AM by Simpkins, Wendy

Click the [Create/View Initiatives](#) link.

Title	VP Priority	Unit Priority	Fiscal Year	Tasks
My first 33 title	1	33	2008-09	 
My Resp 14 init <small>Click on the Initiative above and select the Status tab to read more info.</small>	23	1	FY2008-09	 
t		20	FY2008-09	 
Testing System		9	FY2008-09	 

Under the Tasks header, the status of the initiative will be provided.

- If approved, a  check mark will appear.
- If rejected, an  mark will appear.
- If more information is need, a  question mark will appear.

To see what information is needed, click on the Initiative title. Click the **Status** tab. Provide the needed information in the appropriate section and resubmit by clicking the Manage checkbox.

Justify	Resources	Full-time	Part-time	Operating	One-time	Status
This information is carried forward from the "justify" worksheet						
Vice President's Initiative Priority Number:			<input type="text" value="23"/>			
Unit's Initiative Priority Number:			<input type="text" value="1"/>			
Initiative Title:			<input type="text" value="My Resp 14 init"/>			
Department Name:			<input type="text" value="CSG"/>			
Fiscal Year:			<input type="text" value="FY2008-09"/>			
Status						
Comment: We need more info						