

# University of South Carolina FY2010-2011 Proposed Budget

---

Board of Trustees  
Executive Committee  
June 18, 2010



# Strategic Planning & Budget Development

---

System-wide strategic planning; inclusive and transparent

Budgets are calibrated to strategic plans

Core Mission and Access & Affordability

Two-year modification of Columbia budget model

Strategic finance – includes capital and operating budgets



# System Budget

## FY 2011

---



**UNIVERSITY OF SOUTH CAROLINA  
SUMMARY OF CURRENT FUNDS REVENUE  
FISCAL YEAR 2010-2011**

	Columbia	School of Medicine	Aiken	Beaufort	Upstate	Lancaster	Salkehatchie	Sumter	Union	Total
Tuition and Fees	358,672,220	12,011,235	24,948,146	14,058,780	46,928,738	6,903,700	4,610,288	5,253,000	2,035,308	475,421,415
<i>% of Total Revenue</i>	42.4%	17.8%	45.8%	60.4%	53.2%	43.2%	40.0%	39.2%	36.7%	42.3%
State Appropriations	87,392,050	13,170,666	6,395,833	1,630,780	8,345,347	1,578,760	1,365,379	2,452,450	714,341	123,045,606
<i>% of Total Revenue</i>	10.3%	19.6%	11.7%	7.0%	9.5%	9.9%	11.9%	18.3%	12.9%	10.9%
Federal Grants and Contracts	157,185,000	25,356,000	6,584,626	5,391,175	15,387,430	4,236,700	3,601,157	2,541,771	1,604,285	221,888,144
<i>% of Total Revenue</i>	18.6%	37.7%	12.1%	23.1%	17.4%	26.5%	31.3%	19.0%	28.9%	19.7%
State Grants and Contracts	55,240,750	650,000	6,570,379	1,191,423	9,000,000	2,200,100	995,000	2,023,981	753,538	78,625,171
<i>% of Total Revenue</i>	6.5%	1.0%	12.1%	5.1%	10.2%	13.8%	8.6%	15.1%	13.6%	7.0%
Local Grants and Contracts	700,000	100,000	238,240	150,177	15,000	50,000	22,000	0	21,474	1,296,891
<i>% of Total Revenue</i>	0.1%	0.1%	0.4%	0.6%	0.0%	0.3%	0.2%	0.0%	0.4%	0.1%
Private Gifts, Grants and Contracts	24,600,000	11,230,000	855,839	232,303	275,000	35,500	342,091	125,441	43,150	37,739,324
<i>% of Total Revenue</i>	2.9%	16.7%	1.6%	1.0%	0.3%	0.2%	3.0%	0.9%	0.8%	3.4%
Sales & Service Educational Activities and Other	27,102,938	4,787,704	1,953,111	590,922	2,322,204	941,325	190,730	310,604	197,156	38,396,694
<i>% of Total Revenue</i>	3.2%	7.1%	3.6%	2.5%	2.6%	5.9%	1.7%	2.3%	3.6%	3.4%
Sales & Svc Auxiliary Enterprises	134,463,991	0	6,897,966	44,000	5,999,217	49,500	391,610	695,000	183,309	148,724,593
<i>% of Total Revenue</i>	15.9%	0.0%	12.7%	0.2%	6.8%	0.3%	3.4%	5.2%	3.3%	13.2%
<b>Total Current Funds Revenue</b>	<b>845,356,949</b>	<b>67,305,605</b>	<b>54,444,140</b>	<b>23,289,560</b>	<b>88,272,936</b>	<b>15,995,585</b>	<b>11,518,255</b>	<b>13,402,247</b>	<b>5,552,561</b>	<b>1,125,137,838</b>
<i>% of Total Revenue</i>	100%	100%	100%	100%	100%	100%	100%	100%	100%	100%
Campus Percentage of Total	75.1%	6.0%	4.8%	2.1%	7.8%	1.4%	1.0%	1.2%	0.5%	100%

**NOTE:** This schedule includes revenue from all sources.

# FY2011 Base Cut – Appropriations Bill

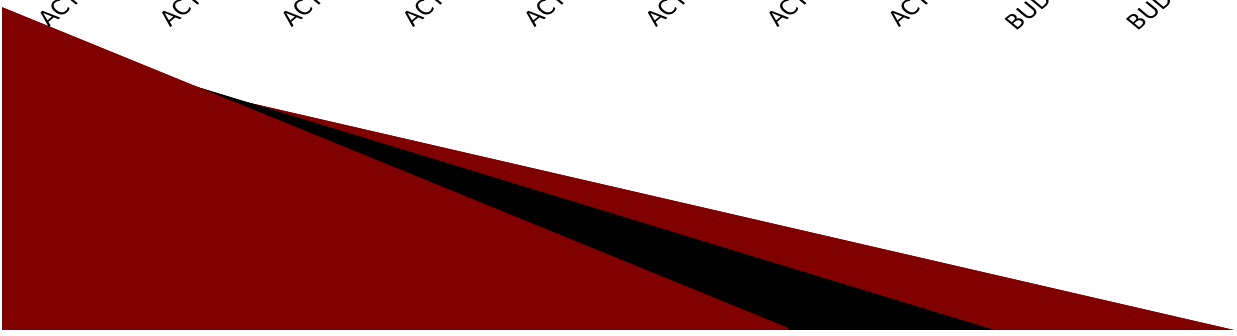
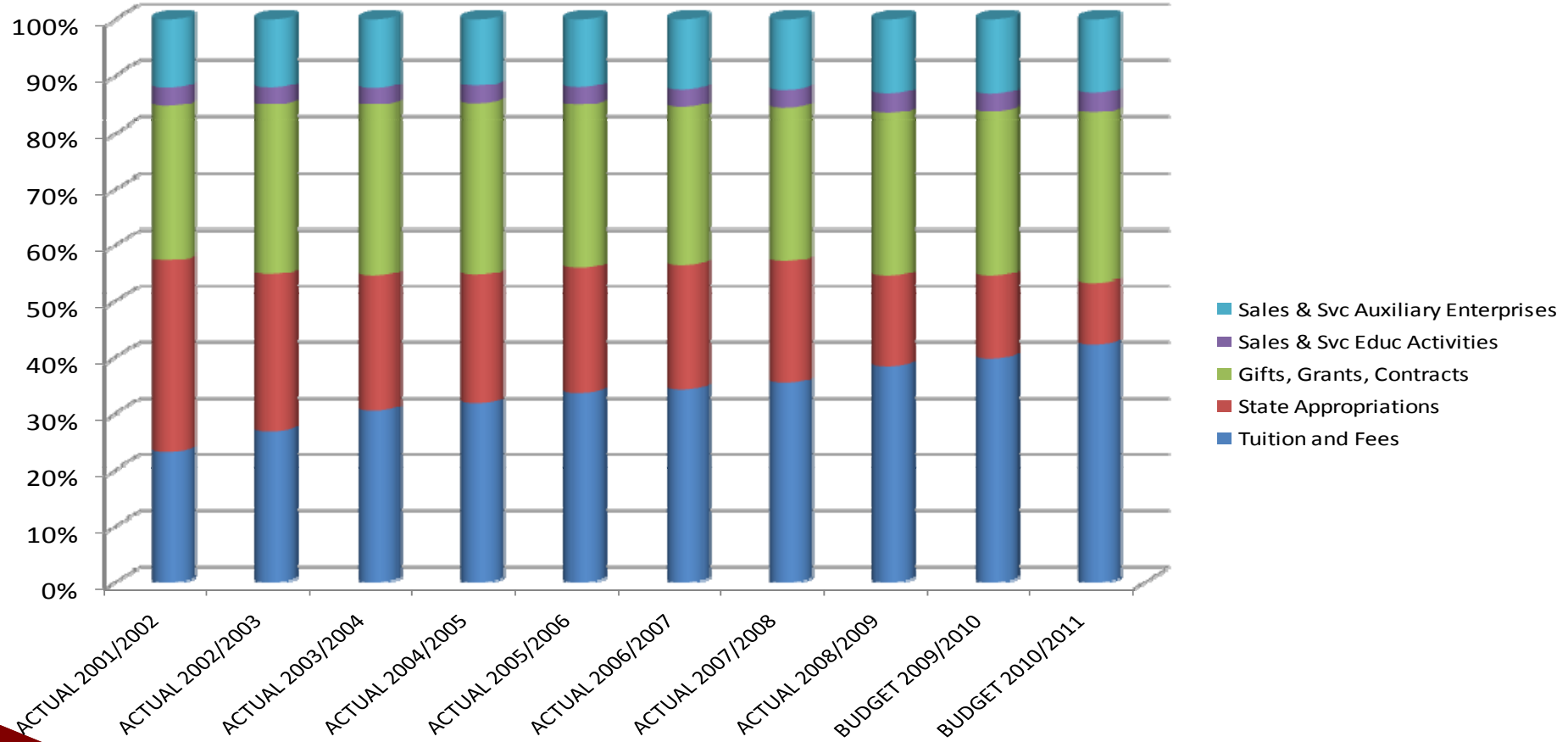
	REVISED STATE FUNDS 2009/2010	BASE & TRAVEL CUT 21.00%	ESTIMATED BASE 2010/2011	VETOES SUSTAINED*	ESTIMATED STATE FUNDS 2010/2011
Columbia	111,849,075	(23,488,306)	88,360,769	(1,623,719)	86,737,050
School of Medicine	16,671,729	(3,501,063)	13,170,666	0	13,170,666
Columbia & SOM TOTAL	128,520,804	(26,989,369)	101,531,435	(1,623,719)	99,907,716
Aiken	7,772,409	(1,632,206)	6,140,203	0	6,140,203
Beaufort	1,834,243	(385,191)	1,449,052	0	1,449,052
Upstate	10,138,616	(2,129,109)	8,009,507	0	8,009,507
Lancaster	1,935,139	(406,379)	1,528,760	0	1,528,760
Salkehatchie	1,649,214	(346,335)	1,302,879	0	1,302,879
Sumter	3,061,316	(642,876)	2,418,440	0	2,418,440
Union	746,001	(156,660)	589,341	0	589,341
USC System TOTAL	155,657,742	(32,688,125)	122,969,617	(1,623,719)	121,345,898

\*Does not include veto of Access & Equity program across all campuses totalling \$110,374. These funds were allocated via CHE.

# USC System - State Appropriation Reductions

	TOTAL	
	REDUCTIONS	PERCENTAGE
	SINCE FY2008	REDUCTION
Columbia	(75,714,638)	-47.08%
School of Medicine	(10,790,688)	-46.99%
Columbia & SOM TOTAL	(86,505,326)	-47.07%
Aiken	(5,174,788)	-46.22%
Beaufort	(1,447,898)	-50.36%
Upstate	(6,818,715)	-46.52%
Lancaster	(1,271,093)	-45.87%
Salkehatchie	(1,093,288)	-46.02%
Sumter	(2,032,690)	-46.11%
Union	(491,477)	-45.90%
USC System TOTAL	(104,835,275)	-46.98%

# Total Current Funds Revenue Sources



# Stimulus Funding

---

USC Columbia and SOM	26,892,783
USC Aiken	1,632,206
USC Beaufort	481,777
USC Upstate	2,129,109
USC Lancaster	406,379
USC Salkehatchie	346,335
USC Sumter	642,876
USC Union	156,660
<b>USC SYSTEM TOTAL</b>	<b>\$ 32,688,125</b>

# Stimulus Funds

---

*Focus Carolina* identified needs; competitive process

Restricted generally to one-time outlays

Health & Safety, Urgent Needs, Mission Critical

Distributed strategically on all campuses

Close monitoring, transparency

**UNIVERSITY OF SOUTH CAROLINA  
SUMMARY OF CURRENT FUNDS EXPENDITURES  
FISCAL YEAR 2010-2011**

	Columbia	School of Medicine	Aiken	Beaufort	Upstate	Lancaster	Salkehatchie	Sumter	Union	Total
Instruction	249,628,762	20,823,866	15,190,308	7,817,162	26,416,836	5,732,900	2,550,669	4,474,929	1,669,519	334,304,951
<i>% of Total Current Funds</i>	29.8%	30.8%	28.1%	34.6%	30.0%	36.0%	21.9%	32.7%	26.3%	29.9%
Research	108,764,600	13,675,694	325,962	358,742	155,000	83,900	204,110	48,526	500	123,617,034
<i>% of Total Current Funds</i>	13.0%	20.2%	0.6%	1.6%	0.2%	0.5%	1.8%	0.4%	0.0%	11.1%
Public Service	31,484,248	21,479,534	2,273,015	251,423	2,186,740	964,300	722,205	2,317	134,674	59,498,456
<i>% of Total Current Funds</i>	3.8%	31.8%	4.2%	1.1%	2.5%	6.1%	6.2%	0.0%	2.1%	5.3%
Academic Support	40,346,336	3,388,988	2,945,515	2,756,239	4,547,566	479,800	447,497	888,700	310,365	56,111,006
<i>% of Total Current Funds</i>	4.8%	5.0%	5.4%	12.2%	5.2%	3.0%	3.9%	6.5%	4.9%	5.0%
Student Services	27,765,579	1,569,768	5,091,351	3,048,810	9,260,037	1,613,300	973,047	1,419,025	493,857	51,234,774
<i>% of Total Current Funds</i>	3.3%	2.3%	9.4%	13.5%	10.5%	10.1%	8.4%	10.4%	7.8%	4.6%
Institutional Support	47,532,566	3,577,852	4,117,058	1,587,290	7,392,490	1,333,800	801,120	1,522,185	550,732	68,415,093
<i>% of Total Current Funds</i>	5.7%	5.3%	7.6%	7.0%	8.4%	8.4%	6.9%	11.1%	8.7%	6.1%
Operation and Maintenance of Plant	60,368,578	2,488,437	4,115,480	2,457,573	8,793,277	1,246,000	1,470,735	770,695	842,145	82,552,920
<i>% of Total Current Funds</i>	7.2%	3.7%	7.6%	10.9%	10.0%	7.8%	12.7%	5.6%	13.3%	7.4%
Scholarships and Fellowships	140,196,263	0	13,334,073	4,286,621	23,411,492	4,464,500	4,073,794	3,863,013	2,070,953	195,700,709
<i>% of Total Current Funds</i>	16.7%	0.0%	24.7%	19.0%	26.6%	28.0%	35.1%	28.2%	32.6%	17.5%
Net Mandatory and Non-Mandatory Transfers	35,656,885	619,177	2,729,419	(20,366)	2,140,381	10,000	21,460	42,000	6,309	41,205,265
<i>% of Total Current Funds</i>	4.3%	0.9%	5.0%	-0.1%	2.4%	0.1%	0.2%	0.3%	0.1%	3.7%
<b>SUBTOTAL EDUCATIONAL AND GENERAL</b>	<b>741,743,817</b>	<b>67,623,316</b>	<b>50,122,181</b>	<b>22,543,494</b>	<b>84,303,819</b>	<b>15,928,500</b>	<b>11,264,637</b>	<b>13,031,390</b>	<b>6,079,054</b>	<b>1,012,640,208</b>
Auxiliary Enterprises	96,794,104	0	3,926,574	42,500	3,842,171	4,800	355,960	650,000	272,681	105,888,790
<i>% of Total Current Funds</i>	11.5%	0.0%	7.3%	0.2%	4.4%	0.0%	3.1%	4.8%	4.3%	9.5%
<b>TOTAL CURRENT FUNDS EXPENDITURES</b>	<b>838,537,921</b>	<b>67,623,316</b>	<b>54,048,755</b>	<b>22,585,994</b>	<b>88,145,990</b>	<b>15,933,300</b>	<b>11,620,597</b>	<b>13,681,390</b>	<b>6,351,735</b>	<b>1,118,528,998</b>
<i>% of Total Current Funds</i>	100%	100%	100%	100%	100%	100%	100%	100%	100%	100%
<b>Campus Percentage of Total</b>	<b>75.0%</b>	<b>6.0%</b>	<b>4.8%</b>	<b>2.0%</b>	<b>7.9%</b>	<b>1.4%</b>	<b>1.0%</b>	<b>1.2%</b>	<b>0.6%</b>	<b>100%</b>


**NOTE:** This schedule includes current fund expenditures and transfers from all sources. The net difference between revenue versus expenditures and transfers will be added or deducted from existing fund balances.

FY2011 PROPOSED BUDGET  
UNRESTRICTED CURRENT FUNDS  
OPERATING BUDGET

	Columbia	School of Medicine	Aiken	Beaufort	Upstate	Lancaster	Salkehatchie	Sumter	Union	Total
<b>Revenues</b>										
Tuition and Fees	337,871,220	12,011,235	22,869,936	12,206,084	38,830,650	5,955,800	4,174,988	4,758,000	1,887,898	440,365,811
% of Operating Budget	77.00%	46.67%	70.45%	76.22%	81.99%	70.12%	76.47%	63.96%	72.06%	76.37%
State Appropriations	86,737,050	13,170,666	6,140,203	1,449,052	8,009,507	1,528,760	1,302,879	2,418,440	589,341	121,345,898
% of Operating Budget	19.97%	49.97%	21.26%	9.29%	16.91%	18.00%	23.66%	32.60%	22.49%	21.04%
Grants, Contracts & Gifts	1,940,750	1,000,000	6,156	1,854,953	177,430	930,100	10,329	226,615	111,164	6,257,497
% of Operating Budget	0.46%	3.79%	0.02%	11.69%	0.37%	10.96%	0.19%	3.06%	4.24%	1.09%
Sales & Services of Educ. And Other Sources	7,742,938	175,000	80,000	95,573	358,129	79,300	43,875	37,385	31,496	8,643,696
% of Operating Budget	1.76%	0.66%	0.26%	0.61%	0.76%	0.93%	0.79%	0.60%	1.20%	1.60%
<b>Total Operating Budget Revenues</b>	<b>434,291,958</b>	<b>26,356,901</b>	<b>28,896,295</b>	<b>15,605,662</b>	<b>47,375,716</b>	<b>8,493,960</b>	<b>5,532,071</b>	<b>7,440,440</b>	<b>2,619,899</b>	<b>576,612,902</b>
% of Operating Budget	100.00%	100.00%	100.00%	100.00%	100.00%	100.00%	100.00%	100.00%	100.00%	100.00%
<b>EXPENDITURES</b>										
Instruction	238,652,762	16,223,866	14,582,851	7,243,621	24,847,326	5,067,900	2,478,050	4,392,407	1,215,127	314,703,910
% of Operating Budget	66.0%	61.6%	60.4%	46.4%	61.9%	69.6%	43.0%	66.7%	38.9%	64.4%
Research	8,214,600	210,962	0	136,895	0	4,900	0	9,500	0	8,576,857
% of Operating Budget	1.9%	0.8%	0.0%	0.9%	0.0%	0.1%	0.0%	0.1%	0.0%	1.6%
Public Service	1,439,248	142,601	248,192	0	244,540	0	100,460	600	0	2,175,641
% of Operating Budget	0.3%	0.6%	0.9%	0.0%	0.6%	0.0%	1.7%	0.0%	0.0%	0.4%
Academic Support	28,271,336	3,373,988	2,561,687	2,286,389	3,638,078	479,800	446,847	723,700	261,498	42,043,323
% of Operating Budget	6.6%	12.8%	8.9%	14.7%	7.6%	6.6%	7.9%	9.2%	6.4%	7.3%
Student Services	14,415,579	1,564,268	3,701,677	1,730,371	3,190,737	650,000	660,150	859,817	283,397	27,055,996
% of Operating Budget	3.3%	6.0%	12.8%	11.1%	6.7%	7.6%	11.6%	10.9%	9.1%	4.7%
Institutional Support	45,231,566	3,577,852	3,079,958	1,540,732	6,587,545	1,059,300	651,000	1,044,485	517,732	63,290,170
% of Operating Budget	10.4%	13.6%	10.7%	9.9%	13.8%	12.6%	11.3%	13.2%	16.6%	10.9%
Operation and Maintenance of Plant	50,274,578	2,488,437	3,127,526	2,457,573	7,965,332	1,121,000	1,124,400	736,695	842,145	70,137,686
% of Operating Budget	11.6%	9.4%	10.8%	16.7%	16.6%	13.2%	19.6%	9.3%	27.0%	12.1%
Scholarships and Fellowships	56,566,263	0	1,604,933	286,630	1,894,000	120,000	295,490	120,000	0	60,887,316
% of Operating Budget	13.0%	0.0%	6.6%	1.8%	4.0%	1.4%	6.1%	1.6%	0.0%	10.6%
Net Mandatory and Non-Mandatory Transfers	(8,773,974)	(1,225,073)	10,000	(76,549)	(491,842)	0	0	0	0	(10,557,438)
% of Operating Budget	-2.0%	-4.6%	0.0%	-0.6%	-1.0%	0.0%	0.0%	0.0%	0.0%	-1.8%
<b>Total Operating Budget Expenditures</b>	<b>434,291,958</b>	<b>26,356,901</b>	<b>28,916,824</b>	<b>15,605,662</b>	<b>47,875,716</b>	<b>8,502,900</b>	<b>5,756,397</b>	<b>7,887,204</b>	<b>3,119,899</b>	<b>578,313,461</b>
% of Operating Budget	100%	100%	100%	100%	100%	100%	100%	100%	100%	100%
<b>CHANGE IN "A" FUND BALANCE</b>	<b>0</b>	<b>0</b>	<b>(20,529)</b>	<b>0</b>	<b>(500,000)</b>	<b>(8,940)</b>	<b>(224,326)</b>	<b>(446,764)</b>	<b>(500,000)</b>	<b>(1,700,559)</b>

# USC Columbia Campus Operating Budget FY 2011

---



# USC Columbia Campus – FY 2011

---

<b>Academic Programs and Services</b>	
Budget Reallocation Initiative	\$8,000,000
University Libraries	\$340,000
<b>Total</b>	<b>\$8,340,000</b>

<b>Academic Support and Student Affairs Programs</b>	
Scholarship 4% Fee Waiver Increase - In-State Undergraduate	\$579,650
Career Center - Experiential Education	\$90,000
<b>Total</b>	<b>\$669,650</b>

# USC Columbia Campus – FY 2011

---

## General Institutional Costs and Central Operations

Utility Increases	\$545,550
Environmental Health and Safety - Insurance Increase	\$29,500
Environmental Health and Safety - Hazardous Waste Increase	\$32,000
Environmental Health and Safety - Fire Extinguisher Inspection	\$34,000
Facilities - Operation and Maintenance of New Facilities	\$637,500
University Development and Alumni Relations - Capital Campaign	\$1,100,000
University Communications	\$250,000
Health Insurance Employer Cost Increase	\$510,800
OneCarolina	\$1,500,000
Legal - Operating	\$226,000
<b>Total</b>	<b>\$4,865,350</b>

## Mandated Fee Distributions

Transportation Fee	\$200,000
Student Health Center	\$650,000
Renovation Reserve	\$800,000
<b>Total</b>	<b>\$1,650,000</b>

# Tuition and Fees

## FY 2011

---



# Proposed Resident Undergraduate Required Tuition and Fees

## Current 2009-10 to Proposed 2010-11

	Academic Year 2009-10	Dollar Change	Academic Year 2010-11
<b>Required Tuition and Fees:</b>			
I. Total Resident Undergraduate Tuition			
<i>-Educational &amp; General</i>	3,638.00	118.00	3,756.00
<i>-Budget Reallocation Initiative (BRI)</i>	0.00	158.50	158.50
<i>-Bond Debt Service</i>	277.50	0.00	277.50
<i>-Renovation Reserve</i>	22.50	17.50	40.00
<i>-Transportation Fee</i>	10.00	5.00	15.00
<i>-Wellness Center</i>	105.00	0.00	105.00
<i>-Student Activities</i>	80.00	0.00	80.00
<i>-Student Health Center</i>	153.00	16.00	169.00
<i>-Computer Fee</i>	40.00	0.00	40.00
<i>-Athletics Activity</i>	52.00	0.00	52.00
Total Resident Undergraduate Tuition	4,378.00	315.00	4,693.00
II. Technology Fee	200.00	0	200.00
<b>Total Required Tuition and Fees</b>	<b>4,578.00</b>	<b>315.00</b>	<b>4,893.00</b>

# Required Tuition & Fees per Semester for Full-time Students

## Current 2009-10 to Proposed 2010-11

---

Campus	CURRENT 2009-10	PROPOSED 2010-11	DOLLAR CHANGE
<b>Columbia</b>			
<b>Undergraduate</b>			
- Resident	4,578	4,893	315
- Non-Resident	11,866	12,681	815
<b>Graduate</b>			
- Resident	5,094	5,445	351
- Non-Resident	10,740	11,475	735
<b>Law</b>			
- Resident	9,517	10,118	601
- Non-Resident	19,007	20,247	1,240
<b>Medical School</b>			
Resident	13,614	14,974	1,360
Non-Resident	30,531	33,581	3,050

# Senior & Regional Campuses

## Required Tuition & Fees per Semester for Full-time Students

### Current 2009-10 to Proposed 2010-11

---

Campus	CURRENT 2009-10	PROPOSED 2010-11	DOLLAR CHANGE
<b>USC Aiken</b>			
Resident	3,950	4,187	237
Non-Resident	7,816	8,271	455
<b>USC Beaufort</b>			
Resident	3,625	3,970	345
Non-Resident	7,550	8,261	711
<b>USC Upstate</b>			
Resident	4,321	4,536	215
Non-Resident	8,642	9,072	430
<b>Regional Campuses - under 75 credit hours</b>			
Resident	2,764	2,944	180
Non-Resident	6,652	7,072	420
<b>Regional Campuses - 75 or more credit hours</b>			
Resident	4,046	4,263	217
Non-Resident	7,912	8,347	435

# South Carolina Public Institutions

---

Winthrop	Not yet reported	\$11,606	FY2010
Clemson	Not yet reported	\$11,078	FY2010
College of Charleston	14.75%	\$10,314	FY2011
The Citadel	13.00%	\$9,871	FY2011
<b>USC Columbia</b>	<b>6.90%</b>	<b>\$9,786</b>	<b>FY2011</b>
Coastal Carolina	4.90%	\$9,390	FY2011
Lander	4.50%	\$9,154	FY2011
<b>USC Upstate</b>	<b>5.00%</b>	<b>\$9,072</b>	<b>FY2011</b>
SC State	5.20%	\$8,898	FY2011
Francis Marion	6.50%	\$8,480	FY2011
<b>USC Aiken</b>	<b>6.00%</b>	<b>\$8,374</b>	<b>FY2011</b>
<b>USC Beaufort</b>	<b>9.50%</b>	<b>\$7,940</b>	<b>FY2011</b>
<b>USC Regional Campuses - under 75 hours</b>	<b>6.50%</b>	<b>\$5,888</b>	<b>FY2011</b>



U N I V E R S I T Y O F  

---

**SOUTH CAROLINA**