




University of South Carolina FY2011-2012 Proposed Budget

Board of Trustees
Executive Committee
June 17, 2011

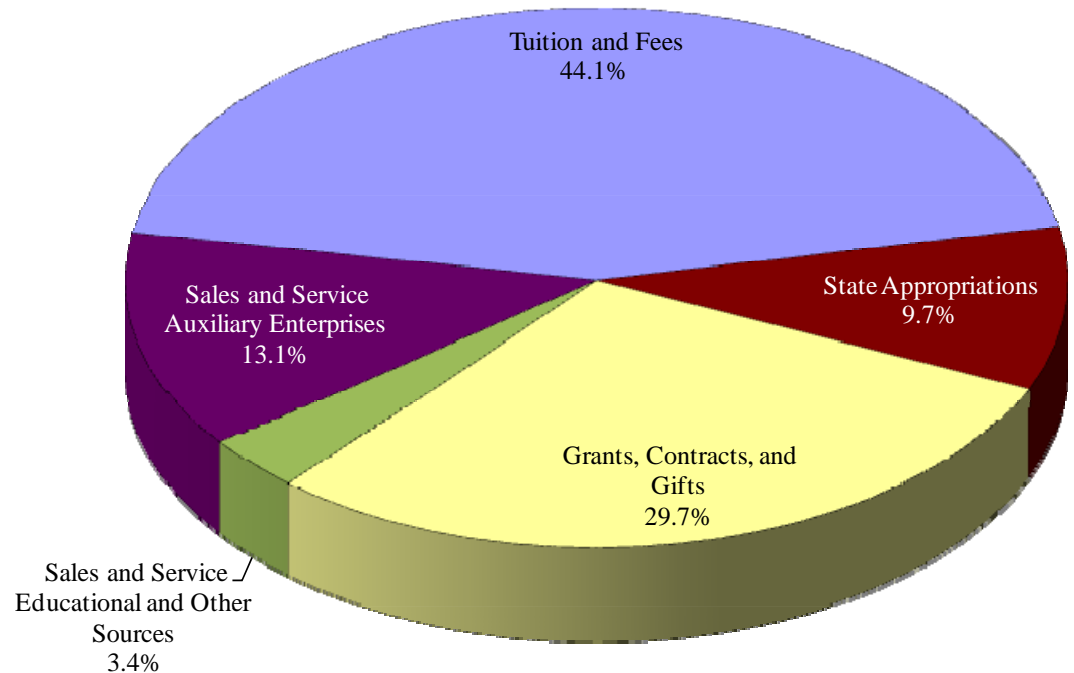


2011-12 Budget Calendar

December:	Call for Blueprint development
January:	Preliminary revenue and expenditure estimates Columbia budget freeze General Assembly convenes
February:	House Ways and Means budget
February 25:	Academic Unit Blueprints due
March:	House budget final
March-April:	Senate Finance Budget
April 15:	Service Unit Blueprints due
April-May:	Provost meets with all academic units
May:	President meets with all direct reports
May-June:	Senate budget final
June 2:	Sine Die
June 9:	Board budget retreat
June (pending):	Conference budget final
June 17:	Executive Committee considers recommended University budget
June 30:	Full Board of Trustees considers recommended University budget

USC System Total Current Funds

Proposed Budget FY 2011-2012 Revenues	
Unrestricted Funds	
Education & General	\$ 707,513,770
Auxiliaries	\$ 157,708,489
Unrestricted Total	\$ 865,222,259
Restricted Funds	
Education & General	\$ 339,006,914
Auxiliaries	\$ -
Restricted Total	\$ 339,006,914
TOTAL SOURCES	\$ 1,204,229,173



Where the revenue comes from and what it covers

2011-12 Total Current Funds Revenue Budget – USC System - \$1.2 Billion

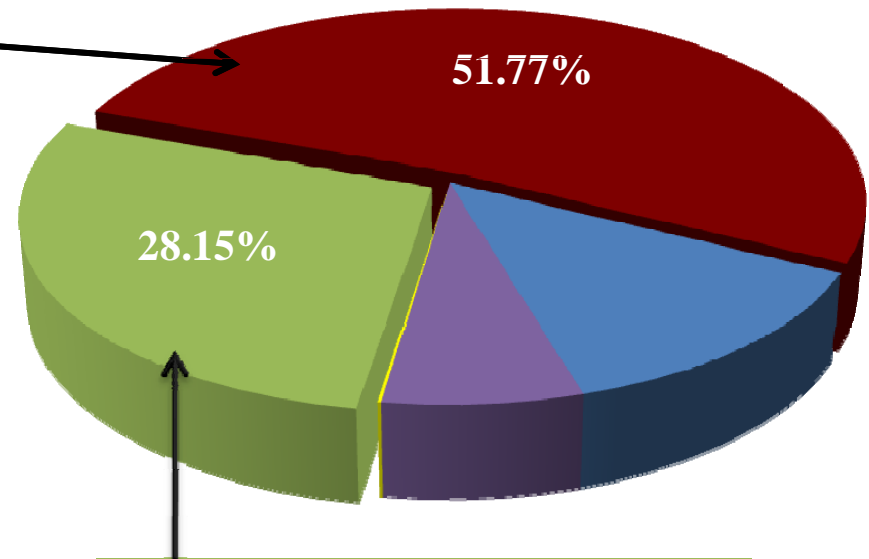
Operating Budget - “A” Funds (\$623,431,212)

Revenue comes from:

- State appropriations
- Tuition and Fees (education & general portion)
- Unrestricted Grants, Contracts & Gifts
- Sales & Services and Other Sources

Pays for:

- Instruction
- Academic Support
- Student Services
- Physical Plant
- Administrative Support
- Scholarships



Restricted Funds (\$339,006,914)

Revenue comes from:

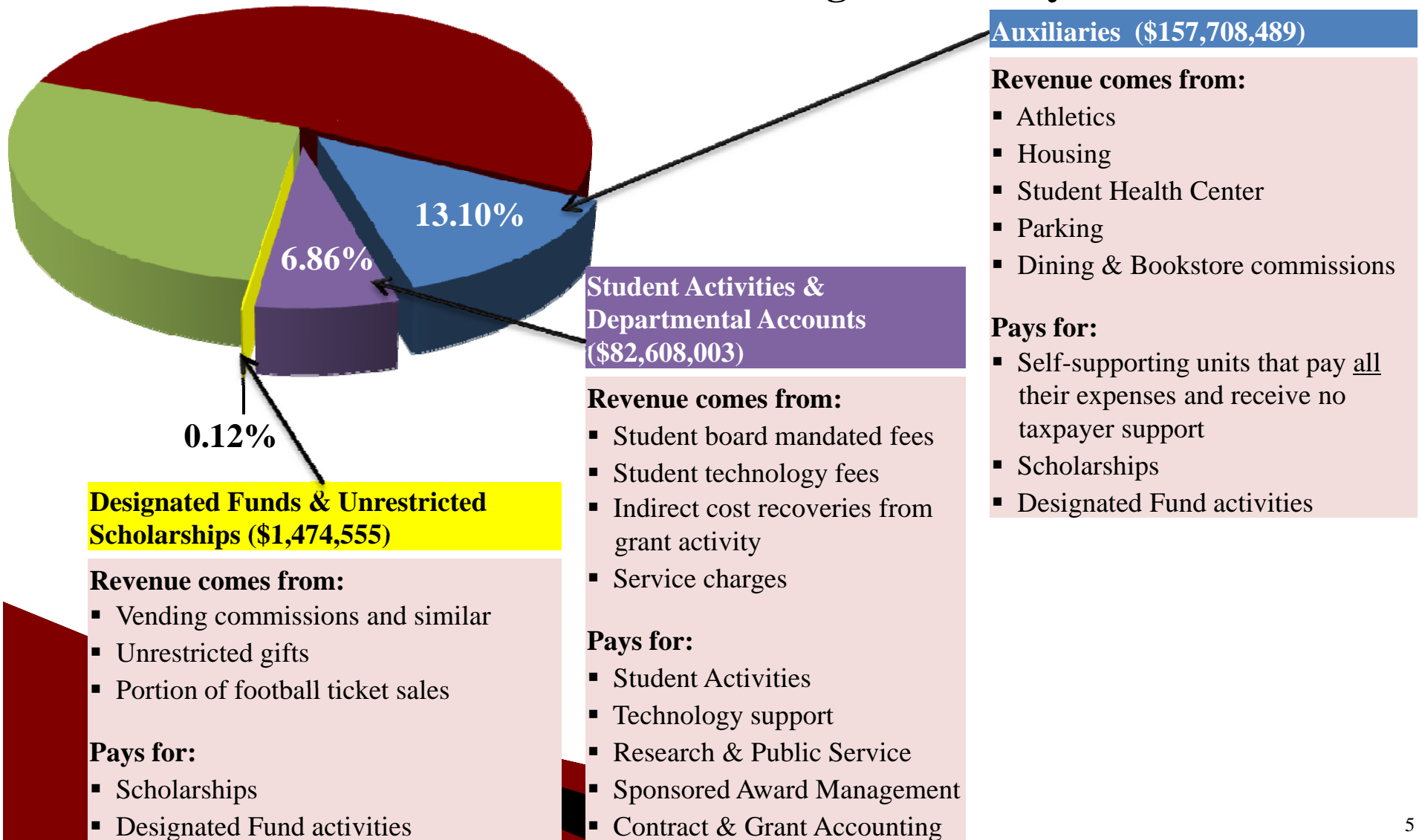
- Research Grants and Contracts
- Gifts
- Federal and State Student Financial Aid

Pays for:

- Research
- Public Service
- Scholarships

Where the revenue comes from and what it covers

2011-12 Total Current Funds Revenue Budget – USC System - \$1.2 Billion



Auxiliaries (\$157,708,489)

- Revenue comes from:**
- Athletics
 - Housing
 - Student Health Center
 - Parking
 - Dining & Bookstore commissions

- Pays for:**
- Self-supporting units that pay all their expenses and receive no taxpayer support
 - Scholarships
 - Designated Fund activities

Student Activities & Departmental Accounts (\$82,608,003)

- Revenue comes from:**
- Student board mandated fees
 - Student technology fees
 - Indirect cost recoveries from grant activity
 - Service charges

- Pays for:**
- Student Activities
 - Technology support
 - Research & Public Service
 - Sponsored Award Management
 - Contract & Grant Accounting

Designated Funds & Unrestricted Scholarships (\$1,474,555)

- Revenue comes from:**
- Vending commissions and similar
 - Unrestricted gifts
 - Portion of football ticket sales

- Pays for:**
- Scholarships
 - Designated Fund activities

State Appropriations FY 2012



FY2012– Appropriations Bill

	5/31/2011	RECURRING	RECURRING	RECURRING	NON-RECURRING
	ADJUSTED	STATE	STATE	PERCENTAGE	CRF DEFERRED
	APPROPRIATIONS	BASE	APPROPRIATIONS	REDUCTION	MAINTENANCE
	2010/2011	ADJUSTMENT	2011/2012		2011/2012
Columbia (include BTL)	87,701,340	(5,315,449)	82,385,891	-6.06%	7,930,490
School of Medicine	13,317,054	(799,023)	12,518,031	-6.00%	1,185,015
Columbia & SOM TOTAL	101,018,394	(6,114,472)	94,903,922	-6.05%	9,115,505
Aiken	6,207,411	(372,445)	5,834,966	-6.00%	560,133
Beaufort	1,461,646	(116,932)	1,344,714	-8.00%	131,893
Upstate	8,093,427	(415,671)	7,677,756	-5.14%	730,319
Lancaster	1,542,935	(92,576)	1,450,359	-6.00%	139,228
Salkehatchie	1,314,759	(78,886)	1,235,873	-6.00%	118,639
Sumter	2,443,785	(146,627)	2,297,158	-6.00%	220,518
Union	596,398	(35,784)	560,614	-6.00%	53,817
USC System TOTAL	122,678,755	(7,373,393)	115,305,362	-6.01%	11,070,052

USC System - State Appropriation Reductions

	TOTAL	
	REDUCTIONS	PERCENTAGE
	SINCE FY2008	REDUCTION
Columbia	(81,030,087)	-50.39%
School of Medicine	(11,589,711)	-50.47%
Columbia & SOM TOTAL	(92,619,798)	-50.40%
Aiken	(5,547,233)	-49.55%
Beaufort	(1,564,830)	-54.42%
Upstate	(7,234,386)	-49.35%
Lancaster	(1,363,669)	-49.21%
Salkehatchie	(1,172,174)	-49.34%
Sumter	(2,179,317)	-49.43%
Union	(527,261)	-49.25%
USC System TOTAL	(112,208,668)	-50.29%

Tuition and Fees

FY 2012



USC Columbia Proposed Resident Undergraduate Required Tuition and Fees Current 2010-11 to Proposed 2011-12

	Academic Year 2010-2011	Dollar Change	Academic Year 2011-2012
Required Tuition and Fees:			
I. Total Resident Undergraduate Tuition			
- <i>Educational & General</i>	3,756.00	311.00	4,067.00
- <i>Budget Reallocation Initiative (BRI)</i>	158.50	(158.50)	0.00
- <i>Bond Debt Service</i>	277.50	38.50	316.00
- <i>Renovation Reserve</i>	40.00	0.00	40.00
- <i>Transportation Fee</i>	15.00	0.00	15.00
- <i>Wellness Center</i>	105.00	0.00	105.00
- <i>Student Activities</i>	80.00	0.00	80.00
- <i>Student Health Center</i>	169.00	0.00	169.00
- <i>Computer Fee</i>	40.00	0.00	40.00
- <i>Athletics Activity</i>	52.00	0.00	52.00
Total Resident Undergraduate Tuition	4,693.00	191.00	4,884.00
II. Technology Fee	200.00	0.00	200.00
Total Required Tuition and Fees	4,893.00	191.00	5,084.00

USC Columbia Proposed Non-Resident Undergraduate Required Tuition and Fees Current 2010-11 to Proposed 2011-12

	Academic Year 2010-2011	Dollar Change	Academic Year 2011-2012
Required Tuition and Fees:			
I. Total Resident Undergraduate Tuition			
- <i>Educational & General</i>	11,191.00	601.00	11,792.00
- <i>Budget Reallocation Initiative (BRI)</i>	158.50	(158.50)	0.00
- <i>Bond Debt Service</i>	630.50	52.50	683.00
- <i>Renovation Reserve</i>	40.00	0.00	40.00
- <i>Transportation Fee</i>	15.00	0.00	15.00
- <i>Wellness Center</i>	105.00	0.00	105.00
- <i>Student Activities</i>	80.00	0.00	80.00
- <i>Student Health Center</i>	169.00	0.00	169.00
- <i>Computer Fee</i>	40.00	0.00	40.00
- <i>Athletics Activity</i>	52.00	0.00	52.00
Total Resident Undergraduate Tuition	12,481.00	495.00	12,976.00
II. Technology Fee	200.00	0.00	200.00
Total Required Tuition and Fees	12,681.00	495.00	13,176.00

Required Tuition & Fees per Semester for Full-time Students Current 2010-11 to Proposed 2011-12

Campus	CURRENT 2010-11	PROPOSED 2011-12	DOLLAR CHANGE
Columbia			
Undergraduate			
- Resident	4,893	5,084	191
- Non-Resident	12,681	13,176	495
Graduate			
- Resident	5,445	5,658	213
- Non-Resident	11,475	11,922	447
Professional Schools			
Medicine			
- Resident	14,974	15,910	936
- Non-Resident	33,581	35,680	2,099
Law			
- Resident	10,118	10,513	395
- Non-Resident	20,247	21,036	789
Pharmacy			
- Resident	9,036	9,488	452
- Non-Resident	13,469	14,142	673

Senior & Regional Campuses

Required Tuition & Fees per Semester for Full-time Students Current 2010-11 to Proposed 2011-12

Campus	CURRENT 2010-11	PROPOSED 2011-12	DOLLAR CHANGE
USC Aiken			
Resident	4,187	4,350	163
Non-Resident	8,271	8,594	323
USC Beaufort			
Resident	3,878	4,029	151
Non-Resident	8,261	8,585	324
USC Upstate			
Resident	4,536	4,713	177
Non-Resident	9,072	9,426	354
Regional Campuses - under 75 credit hours			
Resident	2,932	3,046	114
Non-Resident	7,072	7,348	276
Regional Campuses - 75 or more credit hours			
Resident	4,263	4,426	163
Non-Resident	8,347	8,670	323

South Carolina Public Institutions

Resident Undergraduate Tuition and Required Fees

University	% Change	Tuition and Required Fees	Fiscal Year
Clemson	3.80%	\$12,304	FY2012
Winthrop	Not yet reported	\$12,176	FY2011
USC Columbia	3.90%	\$10,168	FY2012
The Citadel	Not yet reported	\$9,871	FY2011
Coastal Carolina	3.94%	\$9,760	FY2012
College of Charleston	0.00%	\$9,616	FY2012
USC Upstate	3.90%	\$9,426	FY2012
SC State	4.05%	\$9,258	FY2012
Lander	Not yet reported	\$9,144	FY2011
USC Aiken	3.90%	\$8,700	FY2012
Francis Marion	Not yet reported	\$8,480	FY2011
USC Beaufort	3.90%	\$8,058	FY2012
USC Regional Campuses - under 75 hours	3.90%	\$6,092	FY2012

**USC Columbia Campus
Operating Budget
FY 2012**



USC Columbia Campus – FY 2012

Tuition Increase - Required Cost Increases

Scholarship 4% Fee Waiver Increase - In-State Undergraduate	1,083,090
Increase in Fringe Benefits	1,782,848
State Budget Cut	5,284,062
Total Required Cost Increases	8,150,000

Tuition Increase - Strategic Priorities

University Libraries	300,000
Career Center - Experiential Education	300,000
University 101	200,000
Student Success Center	200,000
Leadership and Quality Enhancement Program - USC Connect	600,000

Total Strategic Priorities 1,600,000

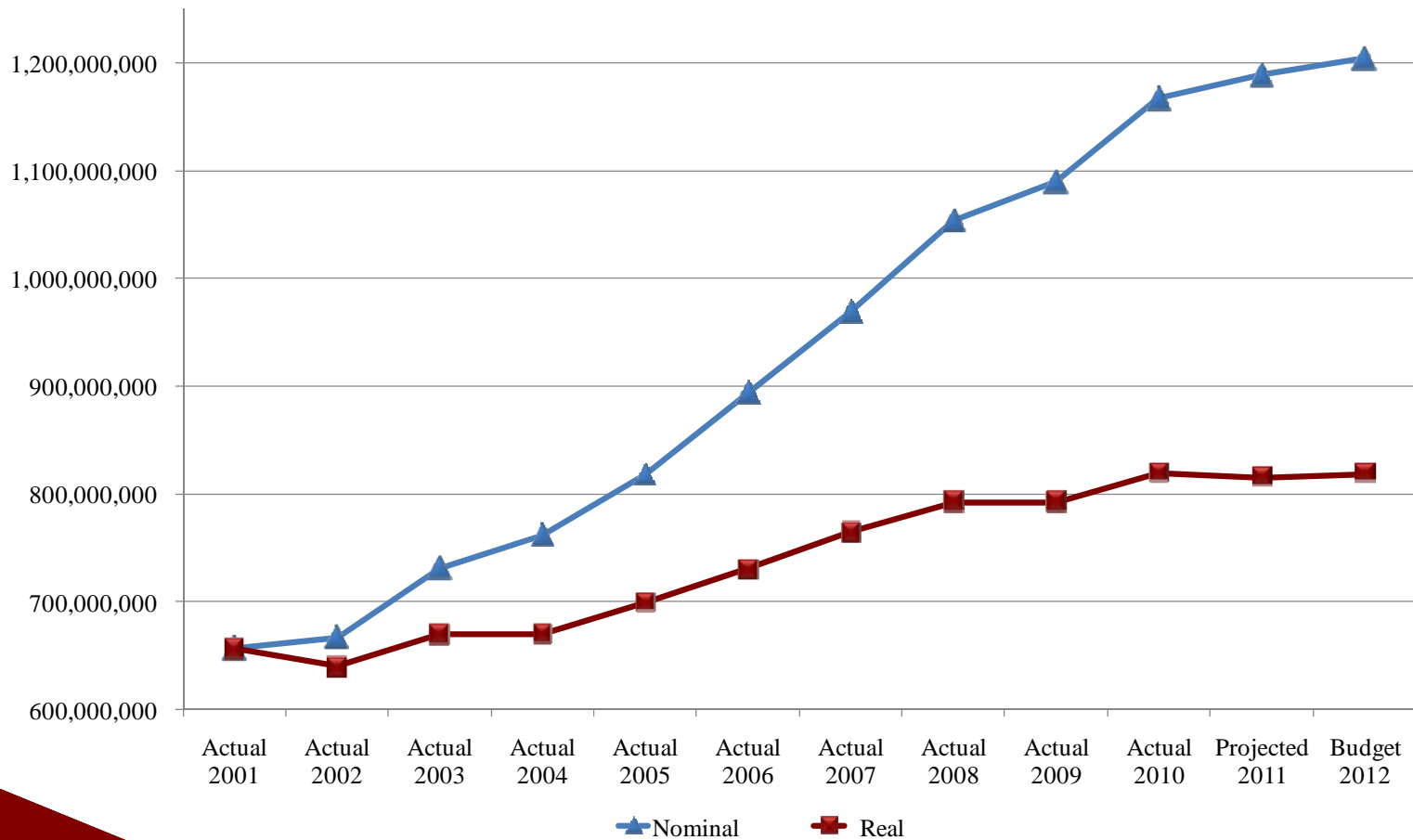
Total Tuition Increase 9,750,000

USC Columbia Campus – FY 2012

Enrollment Increase

Faculty Replenishment - Phase II	4,200,000
Salary Enhancement for Faculty and Staff	2,300,000
Dean Recruitment	600,000
Academic Program Enhancement	500,000
Leadership Initiative	100,000
Student Affairs - Registrar, Visitor Center, Financial Aid	300,000
Total Enrollment Increase	8,000,000

USC System Total Current Funds



Since 2000/2001, the USC System total current funds budget has nearly doubled in nominal terms. When adjusted for inflation, the growth in the budget is less than \$200M for all current funds.

During this period, the USC System has increased enrollment by more than 11,000 students.

During this same period, gross state support has decreased from 40% to 9.7% of the total current funds budget.

2011-12 Budget

- Less state support – decrease of \$7.3M – a reduction of 6% of total funds on average per campus. Campus cuts range from 5% to 8%.
- Tuition and fee increases of 3.9% for undergraduates and graduates across the system.
- Non-resident undergraduate tuition rate is 2.6 times the resident undergraduate rate. The 3.9% increase for the resident undergraduate is \$191 per semester. The 3.9% increase for the non-resident undergraduate is \$495 per semester.
- Professional school increases are 3.9% for the School of Law, 5% for the South Carolina College of Pharmacy and 6.25% for the School of Medicine.
- Covering the state cut and required cost increases consumes the majority of the tuition increases. Growth in enrollment provides funding for strategic initiatives.
- Non-recurring funding from the state Capital Reserve Fund totals \$11M across the system and will be used for critical deferred maintenance projects.



U N I V E R S I T Y O F

SOUTH CAROLINA